

## **Book Sale!**

We have too many books and too many patterns. The last sale didn't get all the books off the cutting table. So we'll do it again & this time throw in patterns as well. 25% off all books & patterns from October 17-31.



# **CONCERT!**

*Cheyenne Capital Chorale Presents:*  
**HEART OF LIFE**

SUNDAY, OCT. 18, 2015 AT 3:00 P.M.

FIRST UNITED  
 METHODIST CHURCH  
 108 E. 18TH ST.

Join us for an afternoon of  
 delightful music about love,  
 blessings, joys of life, and all that  
 life brings to us as we join together  
 to celebrate the rhythms of life.

Admission: \$10  
 Children 12 & under attend for free

 Accessible
  ARTS CHEYENNE
  ART WORKS
  National Endowment for the Arts
  WYOMING ARTS COUNCIL

The Cheyenne Capital Chorale is a non-profit organization supported by its members, the generous contributions of its corporate and individual sponsors, and in part by a grant from the Wyoming Arts Council through funding from the Wyoming State Legislature and the National Endowment for the Arts.

C. L. D.

  
**Around the Block**  
**QUILT SHOP**

**October 16, 2015**

Just so you know, no, I didn't rush home & make tuna noodle casserole last week. But I did buy the ingredients at the store, minus the blue & gold box....

It's time to talk about Halloween costumes, because if you don't have yours yet, you're in serious trouble.

Halloween has gotten bigger since I was a kid, but not necessarily more important in the life of a kid. I remember getting excited for darkness to happen, because that meant it was time to go trick or treating in the neighborhood. We had 2 blocks to check out,

complete with a scary house that no one ever went to. There was also the manse, where our minister lived, and it was never the favorite house because the rule of "trick" was usually imposed: you had to do something to get a treat.

I also remember mom stealing all of the butterfinger bars from my candy stack-not that it mattered because I didn't like them, but it was the principle of the thing.

What I don't remember are most of my costumes. I know that I was a gypsy in 6<sup>th</sup> grade, just because I was now officially almost a teenager-meaning older-and being a gypsy was so much more grown up than being Casper the Friendly Ghost. I do remember, once, wanting to buy one of those store made costumes, all flimsy nylon but automatically a recognizable character. But I don't think mom ever let me get one.

But I do remember my adult costumes, from the Headless Horseman to the Cereal Killer to the Quarter Pounder with Cheese. But these days, if I were a kid, I probably couldn't wear any of those to school.

Schools have banned Super Hero costumes, trench coats, anything ethnic related (from cowboys, Indians, Mexican, anything that touches someone's button), anything with weapons (which leaves out the Cereal Killer and the Quarter Pounder, because I carried a hammer). I wouldn't have been able to wear my Weapons of Math Destruction costume that had a picture of Osama Bin Laden on the t-shirt, with the circle X cross out on his face and to which I had pinned a protractor, ruler, pencil, etc. My trench coat, deerstalker hat and shepherd's cane, complete with border collie on lead, is wrong on so many fronts. As is the Michael Jackson/Dr. Kervokian costume complete with syringes attached my shirt (the Michael Jackson part was because I only wore one glove, for some reason). And the bustierre I wore to a trick or drink party. Don't ask. I was thinner then.

Now, I understand the need for schools to respect cultures and ban costumes that purport to make fun of groups or individuals just for the sake of a costume.

But Spiderman? Batman? Superman? Antman? Okay, I'm on board with banning Antman. But the reason given was because those characters were too scary for the little kids. Somehow I don't think 10 & 12 year olds dress up as Spiderman. The Hulk, maybe. It's the little little kids that do super heroes.


Along this same line, my fabric rep was showing me Halloween fabric for next year (yes, I buy that far out), and the lines were cute, actually too cute. Apparently the company had gotten complaints that the pumpkins with fangs for teeth were too scary. Seriously.

If the Wizard of Oz were being made today, the flying monkeys would be replaced with twittering birds that are annoying, but cute, and the Wicked Witch wouldn't be green. Those of you who have seen Wicked, know what I'm talking about.


And Alfred Hitchcock is rolling over in his grave just about now....I trust you have seen The Birds? One of the best, horror, scary, nightmare movies of all time. And I bet you never look at a high power electric line, filled with those twittering birds, without a feeling of dread. Thanks Al.

## **LITTLE HOUSE ON THE PRAIRIE FABRIC IS COMING!**


Flowers Collection:




7948: Y, B, R




7947: B, N, K




7950: E, Y, C




7952: K, T, B




7951: G, B, R



7949: N, E, K



7949: Y, P, T



7949: B, G

Walnut Grove Collection:



7954: N, TK, RN




7953: T, R, N




7955: N, R, T



7956: N, R, TL



7958: TL, NL, RL



7957: NR, TK, RO

Icons:




7923: G, L



7925: L, R



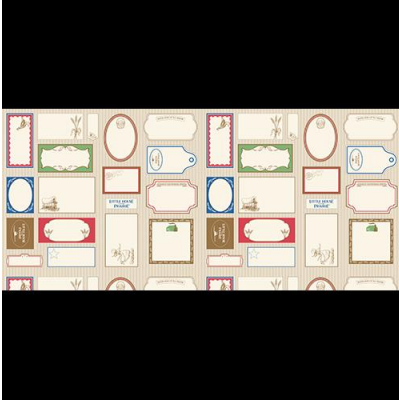
7924: L, B



7926: Y, L



7982: L, B, R



7983: N

## LITTLE HOUSE ON THE PRAIRIE QUILTS!



We will be highlighting 5 quilts (see 4 of them below) to go with the Little House collection. In the store, you will see a Log Cabin quilt (sample is done with one of the first Thimbleberries collection); a Bear's Paw quilt (done with Smithsonian fabrics); a Flying Geese quilt (done with Downton Abbey fabrics) and a Churn Dash--fabric line yet to be decided. We will have these quilts hung to show the patterns, and later, once the fabric arrives, we will have quilts made with the fabrics.

Fabric will be \$11.80 per yard. Fat quarter bundles of the Flowers: \$69. Walnut Grove: \$54. Icons: \$36. Bundle of all fats: \$159.


If you are interested in getting any of the fabrics, we will take pre paid orders. Fat quarter bundles will do at least two quilts. Additional fabrics will be needed for borders and backgrounds.

Log Cabin Quilt 90" X 90": 4-5 yards each of light & dark fabrics. Center: 1/4 yd. Borders: Inner: 1 yard. Outer (to go with the 9 patches) 1 3/8-2yards (if using a stripe).

Translate to LHOP fabrics: 1 fat quarter bundle of flowers for darks. 4-5 yards of lights (choose Walnut Grove lights & some lights from the Icons). Center: 1/4 yard of a red or a yellow (from Flowers collection). Inner Border: Your choice, 1 yard (pink from Flowers collection). Outer border (to border out the 9-patches) 1 3/8 yard. Picture shows a stripe from Walnut Grove.



Bears Paw Quilt 81" X 93": Background (for blocks & sashing) 3 1/8 yards (Walnut Grove light print). Blue for blocks (Flowers collection): 2 1/8 yards. Inner border (stripe from Walnut Grove): 1 1/2 yards. Yellow for centers (from Flowers): 1/8 yard. Outside border (LOG, length of grain) 2 1/2 yards (fabric shown from Flowers).




Churn Dash 77" x 77": White background: 5/8 yard. Yellow background for blocks: 2 1/4 yard. Blue border: 2 1/4 yard (LOG). Inner borders: 1 3/8 yard. 3/8 yard cuts of 6 of the small flowers and 9 fats of the darker flowers.



Translate to LHOP fabrics: Background 5/8 (from Walnut Grove). Yellow background 2 1/4 yards (from Flowers, 7950Y). Churn Dash fabrics: collection of fats from both collection.

Flying Geese 58" X 72": Background: 1 1/8 yard. Stripe for inner sashings: 1 1/4" or 2 yards LOG. Border 1 3/4 (LOG). Inner border: 7/8 yard. 25 fats for the geese.




\*\*\*\*\*




# WHAT'S NEW!!

From Free Spirit, Tim Holtz:



From Moda:



A kit!

From Hoffman:



From Free Spirit:



From Marcus Brothers--flannel:



From Moda:





## Purrfectly Pieced

We have all of the flannels for Bonnie Sullivan's newest: Purrfectly Pieced. We have 4 kits with all of the flannel, and we have 2 sets of individual patterns kitted. Make sense? If you want to do the whole quilt, we have the flannel cut for the project. If you just want to make one block, we have individual patterns kitted. Kits are limited right now, and we need to get a few more patterns in. If you are interested, and we sell out, just let us know. We have enough flannel to make a few more kits.



Kits for the entire project (minus binding & backing) are \$93. Individual patterns, kitted with fabric, are \$20.

Kits are limited & are selling.

## October Classes & Special Events

**Beginning Quilting Sun. 1-4, Oct11, 18, 25; Nov.8, 15**

**OR**

**Wednesdays: 6-9 Oct7, 14, 21, 28; Nov. 4 \$65 Barb Boyer**

### **Turkey Table Topper Sat. Oct. 17. 1-6 Barb Boyer \$20**

This gobbler will be a show stopper on your table for Thanksgiving. However, you need to sign up at least 2 weeks in advance to guarantee a kit, which is the only way this turkey is sewn. The kit comes from Happy Hollow designs and combines fusing and sewing to create this dimensional quilt.



### **NEW TIME!!!!!!!**

**Let's Finish Downton Abbey!**

**Fri 23, Nov 13 ongoing**

### **Disappearing 9-patch Triangles Sat. Oct. 24, 10:30-5 \$20**

**Barb Boyer**

This spin off from the Disappearing 9-Patch pattern, combines 9-patches & half square triangles. You can use all precuts (5" squares & 10" squares) or cut your own. Pattern will be provided in class. Sample is done with Hoffman 5" squares and ¼ yard cuts of 8-10 additional batiks. Mitered borders will also be covered in class.



### **Bertie's Year Last Friday of the month, 1-4**

Bertie's Year is a small wall hanging, (or you can make each block into a mini quilt for display each month). Bertie is done in flannels and wool (kit only includes flannel). Bertie (the bird) and friends (squirrel, pumpkins) are appliqued with crazy quilt embroidery embellishments.

**Friday Nighters Fri. Oct.30 5:30-? \$10 Barb Boyer**

This class will help you get organized for Christmas 2015 -- or just help you get things done. You give me a list of your "to dos" or unfinished projects you want to finish and then each month I check off what you've completed. Trust me. If you need incentive to stay on track, this is it. You can bring your sewing machine or do hand work.

## November Classes & Special Events

**Beginning Quilting Sun. 1-4, Nov.8, 15**

**OR**

**Wednesdays: 6-9 Nov. 4 \$65 Barb Boyer**

**Arcadia Avenue Nov. 5 & 19; Dec. 3 & 17 ongoing**

**Finish Your Quilt Sale Nov 7, Dec 5**

Bring your finished quilt top to the store, and we'll help you find the perfect back and binding. Plus, we'll give you 20% off your backing, binding and/or batting. It's time to finish your quilts!

**Block of the Month**

**Sat. Nov 7, 10:30-11:15 FREE**

**Barb Boyer**

Join at any time. You get a free fat quarter if you come to class with the previous month's completed block. This year we're making a neutrally colored quilt (tans, taupes, greys, etc.)-come to class in January to see an example.

**Christmas Ornaments Sat. Nov. 7, 1:30-3:30 \$20 Barb Boyer**

These ornaments are fused & sewn, from Happy Hollow Designs. They are quick & easy and you can get several done in no time. Great for gifts. Kits are required for class, so sign up early so that I can get all the kits ordered.



**Monthly Minis First Saturday of the Month, Jan-Dec. 4-6 ongoing**

**Finish Your Quilt Sale Nov 7, Dec 5**

Bring your finished quilt top to the store, and we'll help you find the perfect back and binding. Plus, we'll give you 20% off your backing, binding and/or batting. It's time to finish your quilts!

**Machine Applied Binding**

**Mon. Nov. 9 1-3 OR Nov. 22 1-3 \$20**


**Barb Boyer**

This style of binding uses cording to help keep the binding straight & true. Bring a small quilt, your binding and your sewing machine-check the supply list to make sure you have the right tools (cording, the correct foot, binding cut at the correct width). Putting binding on by machine cuts your time more than in half-and by using cording, you can have a perfectly applied binding with no messy "oops" where your stitching just didn't quite catch the binding on the back side.

### **Christmas Quilt**

**Tues Nov 10, 10:30-5 \$20 Barb Boyer**

Have you noticed a pattern here? Sept is the Halloween quilt, Oct the Thanksgiving quilt, and, just in time for Christmas, in Nov a Christmas quilt. This rich midnight blue quilt showcases beautiful poinsettias or tiles, surrounded by nine patch corner squares. Panel sewing makes this quilt a breeze to make.



**Hand Quilting Wed. Nov. 11, 1-4 \$25**

**Sandra Freeburg**

Hand quilting is an art that should not be lost. By the end of Sandra's class you will be hand quilting with confidence. Everyone has at least one special quilt that calls out for hand quilting. And there is nothing better than the feel of a hand quilted quilt. Do yourself a favor and learn this art that connects us to our past -- our mothers, grandmothers and great grandmothers.

### **Knit Pickers' Club**

**Thurs. Nov. 12, 6-8:30**

**Carol Moler**

Every second Thursday, we're getting together to practice our knitting. The Club is open to all skill levels. We want to share what we've learned, find new patterns, and simply just sit and knit. You can start simply by making a dishcloth. Carol will teach you the essentials to get you started. For those of you who already know how to knit, you can still join the club--it's time for you to simply sit & knit & share ideas.

**Let's Finish Downton Abbey!**

**Fri Nov. 13 ongoing**

### **Hand Embroidery Club**

**Sat. Nov. 14, 10-noon FREE**

**Kathy Sconce**

**(Club normally meets the 2nd Sat. of each month from 10-noon)**

This year we're doing birds-state birds. We will have between 40-50 birds (some states use the same bird) for you to stitch. Various setting for turning the birds into a quilt will be provided. Color suggestions for the birds will also be offered. As a bonus, you will get the state outlines, state flowers, and other patterns to compliment the birds. You can join anytime.

### **ABCs of Binding**

**Sat. Nov 14, 1-2 \$20**

**Jo Sunderman**


Learn the ins and outs of selecting binding, cutting binding and applying binding. It's easier than you think. If you have a project you are working on, be sure to bring it to class for some hands on advice. Also, bring paper to take notes and a fat quarter for practice.

### **Tree Skirt**

**Sat. Nov. 14, 3-6 & Nov. 28, 1-5 \$20**

**Barb Boyer**

The tree skirt from Bear in the Woods book, an Eleanor Burns, Quilt in a Day book. You can do pieced Christmas trees, and a moose or 2 (complete with hoof prints) or just make it in 2 colors. Extra sizes will be provided, in case you have large Christmas trees. The "skirt" can also be used as a table topper (if you don't cut a hole in the center).



### **Beginning Machine Quilting**

**Wed. Nov 18, 1:30-4 OR 6-8:30 \$25**

**Sue Frerich**

Be prepared to quilt! You will practice your quilting skills on various samples, using both your walking foot and darning foot. Batting, threads, needles and patterns will be discussed. Who knows? By the time you leave you may even be able to write/quilt your name!

**Little House: Laura's Log Cabin in the Woods Quilt Sat. Nov 21 10:30-5 \$20 Barb Boyer**

This is the first of our "Little House" quilts. The inside of the quilt is a traditional log cabin block, and the border is a pieced nine patch. Pattern is supplied in class. You can make this quilt from any fabrics, but the "Little House" calicos will make a bright & cheery quilt, perfect for your own "little house" on the range.

### **Bertie's Year last Friday of the month, 1-4**

Bertie's Year is a small wall hanging, (or you can make each block into a mini quilt for display each month). Bertie is done in flannels and wool (kit only includes flannel). Bertie (the bird) and friends (squirrel, pumpkins) are appliqued with crazy quilt embroidery embellishments.

### **Friday Nighters**

**Fri. Nov. 27 5:30-? \$10**

**Barb Boyer**

This class will help you get organized for Christmas 2015 -- or just help you get things done. You give me a list of your "to dos" or unfinished projects you want to finish and

then each month I check off what you've completed. Trust me. If you need incentive to stay on track, this is it. You can bring your sewing machine or do hand work.

**Pillow Case Party**  
**Sun. Nov 29 1-4 FREE**

If you've never made a pillow case, or just want some time to sew a pillow case, this class is for you. This is a great mother/daughter styled class and pillow cases make great presents.

## October 2015

Sunday	Monday	Tuesday	Wednesday	Thursday	Friday	Saturday
				1 <b>Arcadia Avenue 6-8:30</b>	2 <b>Open Sew 1-4</b>	3 <b>BO M 10:30-11:30</b> <b>Chat Quilt 1:30-3:30</b> <b>Monthly Minis 4-6</b>
4  <b>CLOSED</b>	5	6	7 <b>Beginning Quilt 6-8:30</b>	8	9	10 <b>Embroidery Club 10-noon</b>



<b>Knit Pickers' Club 6-8:30</b>		<b>Bermuda Sunrise 1-5</b>	
----------------------------------	--	----------------------------	--

11	12	13	14	15	16	17
<b>Beginning Quilt 1-4</b>			<b>Vine &amp; Berries, Back Basting Applique Table Runner 1-4 Beginning Quilt 6-8:30</b>	<b>Arcadia Avenue 6-8:30</b>	<b>Open Sew 1-4</b>	<b>Turkey TableTopper 1-6</b>
18	19	20	21	22	23	24
<b>Beginning Quilt 1-4</b>			<b>Beginning Quilt 6-8:30</b>		<b>Let's Finish Downtown on Abbey 1-4</b>	<b>Disappearing 9-patch triangles 10:30-5</b>
25	26	27	28	29	30	31
<b>Beginning Quilt 1-4</b>		<b>Full Moon</b>	<b>Vine &amp; Berries, Back Basting Applique</b>		<b>Bertie's Year 1-4 Friday Nighters</b>	<b>Bermuda Sunrise 10:30-5</b>

			que Table Runn er 1- 4		5:30 -?
			Begin ning Quilt 6- 8:30		

## November 2015

Sunday	Monday	Tuesday	Wednesday	Thursday	Friday	Saturday
1          CLOSED	2	3	4 <b>Beginnin g Quilt 6- 8:30</b>	5 Arcadia Avenue 6-8:30	6          Open Sew1-4	7 <b>BOM 10:30- 11:30 Christmas Ornaments 1:30-3:30 Monthly Minis 4- 6</b>
8          <b>Beginning Quilt 1-4</b>	9 Machine applied Binding 1-3	10          <b>Christma s Quilt 10:30-5</b>	11 <b>Hand quilting 1- 4</b>	12          <b>Knit Pickers' Club 6-8:30</b>	13 Let's Finish Downton Abbey 1-4	14          <b>Embroider y Club 10- noon Binding 1- 2 Tree Skirt 3-6</b>

15 <b>Beginnin g Quilt 1-4</b>	16	17	18 <b>Beginnin Machine Quilting 6-9</b>	19 <b>Arcadia Avenue 6- 8:30</b>	20 <b>Open Sew1-4</b>	21 <b>Little House: Laura's Log Cabin in the Woods 10:30-5</b>
22 <b>Machine applied Binding 1-3</b>	23	24	25 <b>Full Moon</b>	26 Thanksgivin g Closed	27 <b>Bertie' s Year 1- 4 Friday Nighters 5:30 -?</b>	28 <b>Tree Skirt 1-5</b>
29 <b>Pillow CaseParty 1-4</b>	30					

### HAND APPLIQUE CLUB

This is a get-together & stitch class. Many of us are trying hand applique these days-- patterns are calling for a lot more applique. The club is designed for quilters who already do some hand applique, but beginners are welcome as well. We will share techniques, suggest patterns, talk about threads and, in general, just stitch. A little quiet time away from the distractions of home is what we need to get our projects done.

\*\*\*\*\*

### HAND EMBROIDERY CLUB

If you want to learn to hand embroider or just brush up your technique, join us on the second Saturday of the month from 10 to noon. We provide free vintage patterns, and this year we will have free patterns of girls with hats, that you can embroider, embellish and color. Each month Kathy Sconce shows us a new stitch to try, plus, she guides us through thread choices, how to knot, fabrics to use, and tracing techniques.

\*\*\*\*\*

### Knit Pickin' Club

This is another get-together class to sit & knit, work on our projects, share information and get some help. We will share techniques, suggest patterns, but mainly we'll sit & knit (or pick).

### Toad Toters

On full moon days (as noted in the calendar) you will get 20% off all purchases (not otherwise discounted) that you can fit in your bag. You must bring your bag to participate. Full Moon Days: September 27; October 27; November 25; December 25 (I'll figure something out. I'm not coming in on Christmas).

### Discount Policy

We will honor only one discount -- whichever is largest. You can't combine a 10% with a

25% discount to get a 35% discount. On this we can't be bribed.

**Color of the Month**

September orange/yellow; October green; November flannels; December red.

\*\*\*\*\*

Join the fun and come feel the difference of quality fabrics.